

CANADIAN METER STAMP NEWSLETTER

Editor:- Ross Irwin, 903-24 Marilyn Dr., Guelph, ON., N1H 8E9 — E-mail - rossir@inforamp.net
 Associate Editor and Treasurer:- Dave Cooper, 35 South High St., Thunder Bay, ON., P7B 3K3

NO. 46

SUMMER 1996

EDITOR'S NOTES

Newsletter 45 was two pages too long - I wanted to complete the Friden series. To compensate, this Newsletter is 14 pages. It will likely be mailed at the same time to keep postage costs down. Items I had planned for NL 45 have spilled over into this issue.

The next Newsletter will be on the Hasler postage meter. If you have something rare and unique, or even different, please send me a copy so it can be used with the main article.

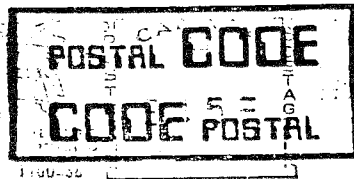

The permit shown below, from Toyota, is a stick-on adhesive. What type of mechanical device is used to apply such items?



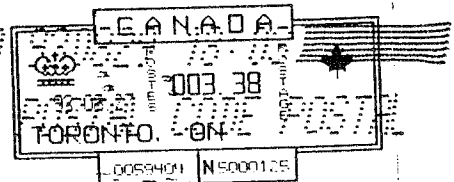
Canadian Stamp News and Canadian Philatelist are full of Letters to the Editor decrying the mechanical cancellations applied by Canada Post - as if anything of collectable value is found in the mail. Just to prove Canada Post do not play favorites I show some example items below - even permit and Nixdorfs did not escape their savage attack.

069 L4W 1T0 960118

POSTAL CODE / CODE POSTAL

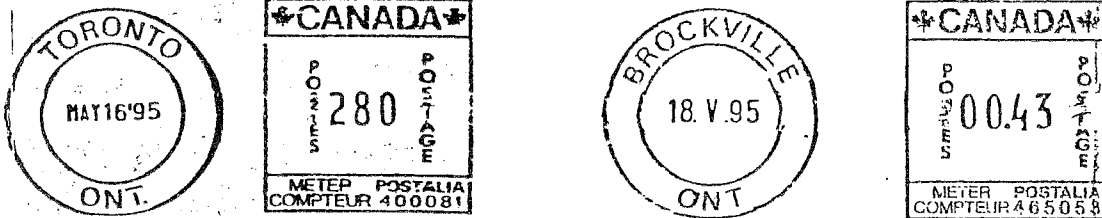


CPC TMLPP 069 L4W 1T0

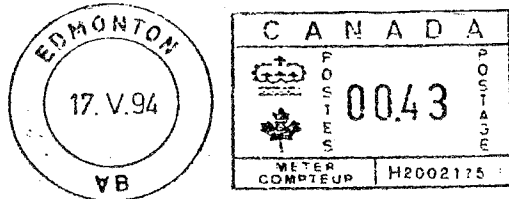


Robert Di Casola, Ingegnere STS, Via Ferri 29, 6900 LUGANO, Switzerland, want to trade Switzerland and topicals for some Canadian meters. Write to him.

Robert Kitchener sent a pair of Postalia - a 3 bank and 4 bank. Also note the datemark.



Wilf Whitehouse shows us a Hasler meter with province inverted. Looks like an engraving error.




Robert McGuinness sent a copy of a Roneo-Neopost tape with POSTAGE DUE/VANCOUVER B.C. townmark. He shows two, dated 1980 -- 775319 and 775442. Sorry, they would not reproduce.

- Additions to the Canadian Town List, courtesy of Alan Draves, PO Box 2009, Cridersville, OH, 45806-0009.
- ROSEDALE STATION, ALTA
 - CITY OF YORK, ONT
 - LEFROY, ONT
 - SUTTON, ONT
 - UPSALA, ONT
 - SABREVOIS, PQ
 - GLEN EWEN, SASK
 - BUCKHORN ONT
 - FLINTON, ONT
 - LISLE, ONT
 - TAMWORTH, ONT
 - KAHNAWAKE, PQ
 - ST-JANVIER, PQ

Robert Kitchener sends a Nixdorf with serial N6000031 as used at the Cornwall Corporate Franchise Outlet Post Office (0311170). Corwall also has register N6000030 at the same office. Wilf Whitehouse says the earliest use of the N^ series is 1992. He sent in N6000000 (Outlet 0164011).

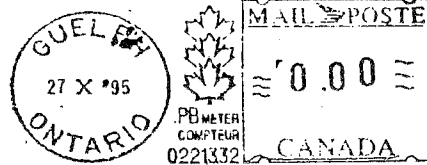
Bob Kitchener sent in the scarce Pitney Bowes Model DM3 - PORT DE RETOUR PAYE.



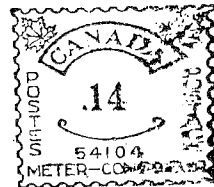
Found at a local stamp show. The Provincial Auditor likely sent a statement of money in the Province of Ontario Savings Bank, or similar, asking confirmation of the amount. The Type 8 RETURN POSTAGE PREPAID cover would be included to encourage a reply. In this case the recipient was in Israel. Note the Israel postage stamp used 3.I.60. This has to be a scarce RPP item.



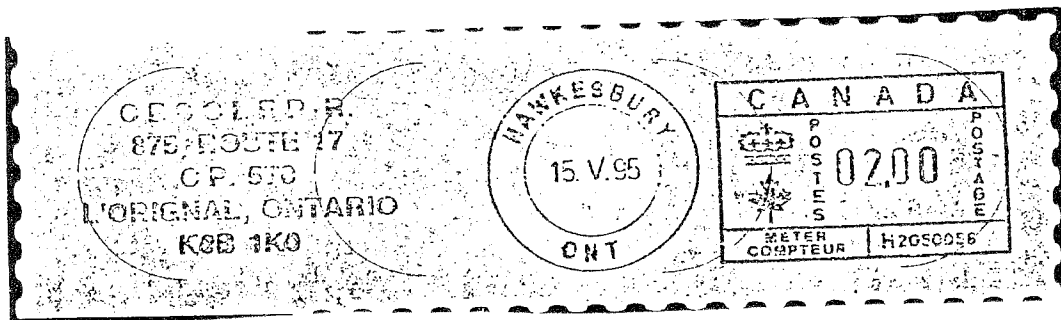
This is not a Mini-Paragon. It is a Pitney Bowes Model A911 Electronic 'Postage by Phone' postage meter, and not intended for a large volume of mail. This meter uses a PB 5630 mailing base. The total register is \$99.99. The decimal triad is disabled. The serial block begins at 0220000.



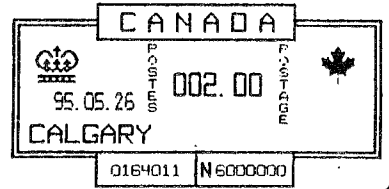
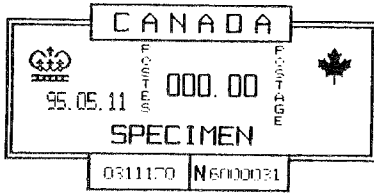
Ed Lapham always has something to add to our findings. I showed my Type 8 18¢ rate, so he sent me the elusive 14¢ rate from the same company. Ed also sent in (not illustrated) a Friden 334502 example with no townmark. Actually it should have postage due. The sender just cut it off another cover and stuck it on the envelope - and it was delivered!




New type of meter tape. Note the half circles. These peel if you try to removed the safety tape. They are peel and stick labels.



Robert Kitchener has suggested he would like to trade town names, about 10-15 at a time. Is anyone in the town collecting business? I have a lot of town names but no duplicates as storage is a problem to me. Write Bob.




Talking about permits. Even Pitney Bowes is using these beasts.



0185031899-L1W3W1-BR01


PITNEY BOWES
1550 BAYLY ST
PICKERING ON L1W 9Z9

Robert Kitchener sent an unusual cover with two RETURN POSTAGE PREPAID cancels for 12¢.



The Prudential
Assurance Company
Limited
Principal Medical Officer
635 ouest, Dorchester West
Montréal, Qué.
H3B 1R7

La Prudentielle
Compagnie d'Assurance
Limitée
Directeur Médical



Wilf Whitehouse has again come to our aid with some good material as listed below. He makes some comment on the 1116000 series which I will include with that material.

The town spelling error for 28.1.5 should read: MONTMARTRE.

Some military uses of the Type 28 indicia:-
808962 - CFB Baldy Hughes
816863 - CFB Barrington, NS
817068 - CFS Shelburne, NS
842534 - CFS Chibougamwa

On page 42.16 I stated that I thought all the mail went through FMO Halifax. To quote Wilf 'not quite for some time I have been suspicious that ships were taking an FMO HALIFAX meter to sea for use on Official Mail rather than taking stamps. Have recently had proof "Restigouche" used meter 888778 while on UN service in the Red Sea, dated May 1992. "Iroquois" used 847949 in February 1994 in the Adriatic off Yugoslavia, and "Annapolis" in June 1994 on UN service off Haiti used FMO VICTORIA a PB meter 501333. The "Iroquois" has the C.O. handstamp on the back as the same date as the meter cancel applied aboard ship. The coding bars show 16 February - 11 days from the Adriatic to Canada. Wilf thinks a meter is taken on the six month voyages but not on the short trips. The meters are for Official Mail only.

See 46.8

In non-meter information I include an interesting note from Crowsnest, May 1965.



Navy's Postman Dies in Ontario

Postmas to the Navy for a whole generation, John Roberts Smith, MC, MM, died suddenly at his home in Simcoe, ON., on April 9. He had come to the southern Ontario town from Dartmouth, NS, in 1950 following his retirement as postmaster, HMC DOCKYARD, Halifax. "Smithy", as his naval friends knew him, was appointed a postmaster in the Naval Service of Canada on Oct. 8, 1919. Twenty years later, he was transferred to the Fleet Mail staff as assistant and advisor to the Fleet Mail officer at the General Post Office, Halifax, and later was placed in charge of the dockyard postoffice. This office provided mail service to ships calling at Halifax throughout the Second World War and to shore establishments whose personnel reached a peak of some 17,500 persons. In 1945, with hostilities at an end, Mr Smith reorganized the Fleet Mail Office with a civilian staff and remained in charge of the naval mail service on the East Coast until his retirement in 1950.


Wilf then went on to fill out the Type 18 series. First there is an error in "Remarks" for 18.2.4. This should read - DM - "O" M Y. Note it is the same meter as 18.2.2.

The following items are not put into our usual form format since may have ads of interest.

18.1.15 Rate: No dots after value in indicia



18.2.9 RETURN POSTAGE PREPAID



GENERAL PAYMASTER

CANADIAN PACIFIC RAILWAY COMPANY

CALGARY, ALTA.
Postal Station "WINDSOR STATION,"

No 1133


MONTREAL 3, CANADA

18.2.10 DM - Blank

BULK
EN NOMBRE





18.2.11 TM - Blank



18.2.12 DM - Sans-serif


EN NOMBRE
BULK



18.2.13 DM - "0" for day

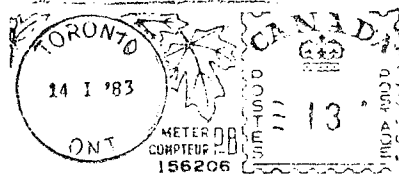
~~London~~ Life
London, Canada
N6A 4K1

I
A



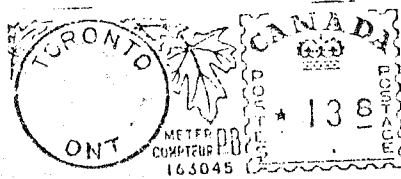
18.2.14 Rate: - Only one dot after value (sub-variety due to envelope contents?)

BULK
EN NOMBRE




18.3.4 DM - Blank

BULK




18.3.5 TM - Blank

BULK
THIRD CLASS




18.3.6 TM - Province in full



18.3.7 Meter 163108 shown in 18.3.6 has the newer style of final triad. This variety begins at meter 163100.


18.2.4 Replacement illustration

1A



Some years ago I was told by the chief serviceman of Pitney Bowes that Touchmatic meter 827896 was taken to Alert and had an ALERT townmark, even though the mail went through MPO Belleville ONT. This military meter was only in place for a week. The problem was the red fluorescent ink pad dried very quickly under arctic conditions and had to be replaced almost daily. The meter could not be serviced by the company and the mail reverted to the MPO Belleville at Belleville city postoffice.

COMMANDING OFFICER
H.M.C.S. IROQUOIS
FMO HALIFAX, NS
B3K 2X0



MR. W. Whitehouse
#39-1750 Pacific W
Kamloops, B.C.
V2E 2K8



PITNEY BOWES TOUCHMATIC TYPE 28

In early 1968 Pitney Bowes introduced a new postage meter in the United States. It was introduced in Canada in March 1969 and was given Post Office approval June 23, 1969. The purpose of this new meter was to replace the ageing DM desk model series. It was named the Touchmatic as the keyboard was similar to a touch-tone telephone and was given Model No. 5702 in the United States and Model 5711 in Canada. The meter was mounted on a Model 5830 mailing machine base. An improved version, Model 5717, was introduced in January 1983.

The postage meter was a 10-key electric desk model with a digital readout to check the postage value keyed in. The meter capacity was \$9,999.00 of postage but could be reset with as little as \$20.00. All values from 1¢ to \$9.99 could be printed. A special button was used for values over \$1.00 as a protection against careless use. The meter also had a repeat key. The Touchmatic was the first postage meter with separate electric motors to operate the meter and the mailing machine base. This meter also sealed and stacked the envelopes.

Postage meter ads were also printed. The ads were printed on pads which were run through the postage meter similar to an envelope. The adhesive tape was removed from the pad and was placed on a parcel or large envelope. These pads had a handling section at the top which was used when peeling the ad. Often you will see the entire ad including this section with a long blue line which was meant to be removed before use. The postage meter used a throw-away print roller. The print wheels and ad die are of plastic.

The Touchmatic was an instant success with small businesses such as doctors and lawyers offices. By 31 Aug 1970, 56% of all postage meters placed in service were Touchmatics, with 4,253 in service..

The indicia is similar to the old Post Office guidelines for appearance; however, the Crown was omitted below CANADA. The townmark is a single circle, 20 mm in diameter. The province is usually abbreviated with no period at the end. The datemark is day-month-year, with serified Roman numerals for the month. The datemark is in small letters and numerals. The frank is rectangular with imitation perforations at the top and sides. CANADA is horizontal at the top. POSTES and POSTAGE are in their usual place at the sides.






The indicia is 23 mm by 51 mm. The ad setting is 15 mm. With a postmark ad the overall size is 23 mm by 101 mm.





The Touchmatic, Model 5717 serial block began at 800001. The highest serial number noted to date is 867732. The value print wheels have a triad of three wavy lines on the \$10 wheel. Other wheels print from 0 to 9 inclusive. It appears that the serial block from 650000 has been assigned to this meter after the block ended at 868000 and was used by the 'Mini'. The highest noted is 692757. The other point to note is the serial block from 630000 was assigned to the Model 5385. It seems the company had some difficulty in keeping their records.



The Model 5740 postage meter is also a 10-key Touchmatic, which they called the 'Mini'. The indicia is the same as the Model 5711 except it has two triads before the dot and two figures of value. This meter developed for small offices imprints postage and seals the envelope. It will also print gummed labels and postmark ads. Impressions date from March 1986. The postage meter prints postage from 1¢ to 99¢. The serial block was an extension of the existing block. It appears the block for this postage meter is from 869000. The highest number noted is 883805.

From a collectors point of view this is a most uninteresting meter type because the method of production leaves little scope for variety. Few varieties exist. RETURN POSTAGE PREPAID is elusive as the small users would have little use for this item and it was at extra cost for a new die.

CMSG METER CATALOG

Type	Indicia	Remarks
28.1		Basic type, serial 800000
28.1.1		CITY PROVINCE SPECIMEN
28.1.2		RETURN POSTAGE PREPAID
28.1.3		Serial number, 660000 block
28.1.4		TM - blank

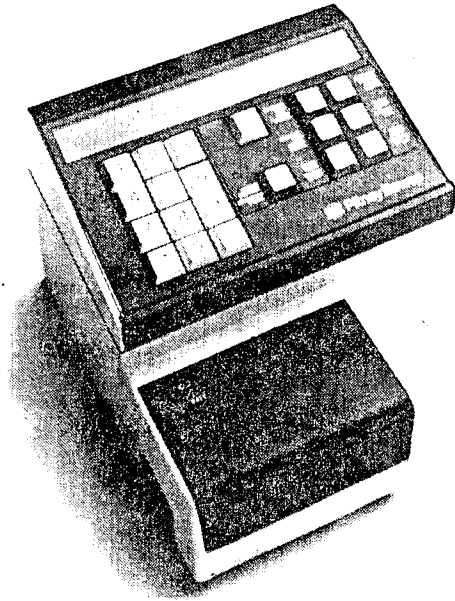
Type	Indicia	Remarks
28.1.5		TM - spelling error
28.1.6		TM - inverted
28.1.7		TM - off-center
28.1.8		Postal directive in ad
28.1.9		

Type	Indicia	Remarks
28.2		Basic type with two triads
28.2.1		RETURN POSTAGE PREPAID

postal values, and can produce meter tapes for parcels up to a value of \$99.99.


Pitney Bowes of Canada

Circle Reply Card No. 13



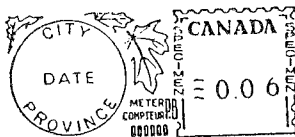
Electronic postage meter eliminates errors

Model 6511 is a variable RMRS electronic postage meter which allows an operator to reset the meter for any amount from \$1 to \$99,999, without physically taking the meter to the Post Office. It includes a warning light for date change, maximum printable control to eliminate errors when dealing with larger




What does this 6¢ stamp give you

that this one doesn't?



More accuracy.

You'll never stick two 6¢ stamps on a 10¢ airmail letter. You'll print only the exact postage denominations you need.



More efficiency.

No more the lick-paste-lick-seal to sicken and slow you. Your quick Pitney-Bowes meter stamps your postage directly on the envelope, and seals the flap.




More time.

No special trips to the post office. No waiting in line—even for packages. Your Pitney-Bowes meter prints exact postage on parcel post tape as easily as it does on a letter.



More speed.

Your letters will be dated, canceled and postmarked before they ever get to the post office. So there's a very good chance your invoices, letters, and orders will get through the post office faster.



More recognition.


Wouldn't it help your business if more people knew what you sold or serviced? You can tell them, with your own ad on each letter you mail, if you use a Pitney-Bowes postage meter.



More attention.

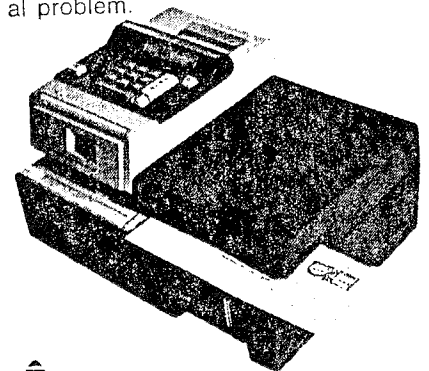
You wouldn't dress carelessly on a business call, would you? Then shouldn't your business mail look like it means business?

With a Pitney-Bowes postage meter your mail looks neat and impressive.



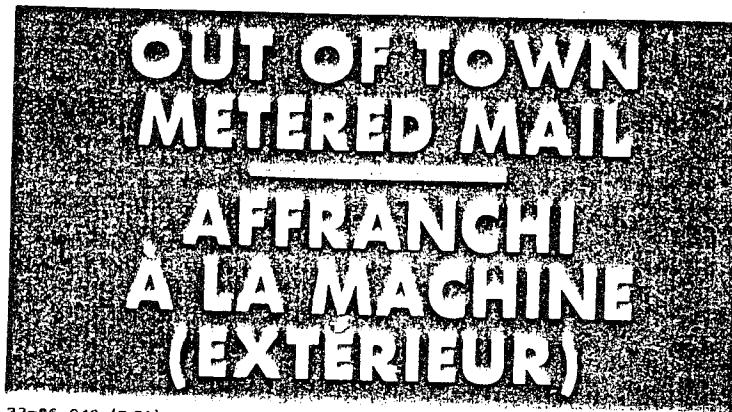
More control.

A Pitney-Bowes postage meter not only prints the exact postage you use, it keeps exact track of it—and proves the amount—automatically on clearly visible registers.

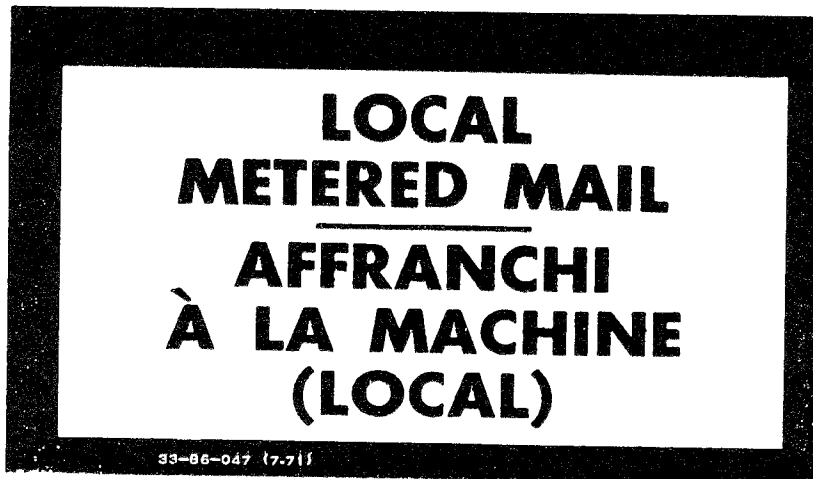


Pitney-Bowes
POSTAGE METERS

For information, write Pitney-Bowes of Canada Limited, Dept. 0156, 909 Yonge Street, Toronto 5, Ontario or call one of our 41 offices across Canada. Postage Meters, Addresser-Printers, Folders, Inserters, Counters & Imprinters, Scales, Collators, MailOpeners, Copiers, Fluidic Controls.



33-86-048 (7-71)



33-86-047 (7-71)

The above items, courtesy of Bob Kitchener, were (are) used in sorting mail and was attached to metered mail by an elastic band. This was for internal use only but are not uncommon.

I have been told that improved illustrations can be made if the indicia is scanned. Anyone have a scanner to check up on some weak illustrations?

While we are dealing with electronics, do members have an e-mail address they want to share with others? If so we can list them.

Ross Irwin is - - rwirwin@freespace.net.